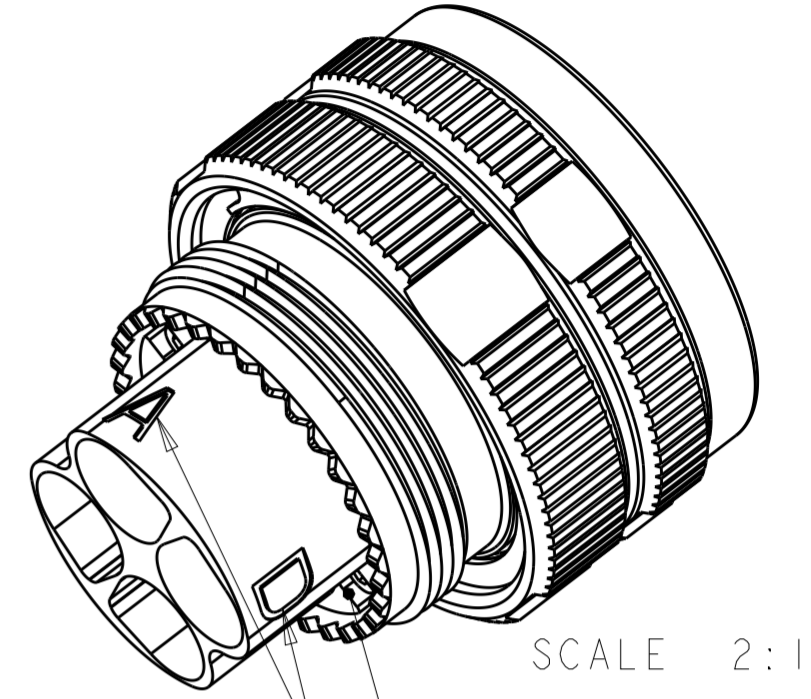
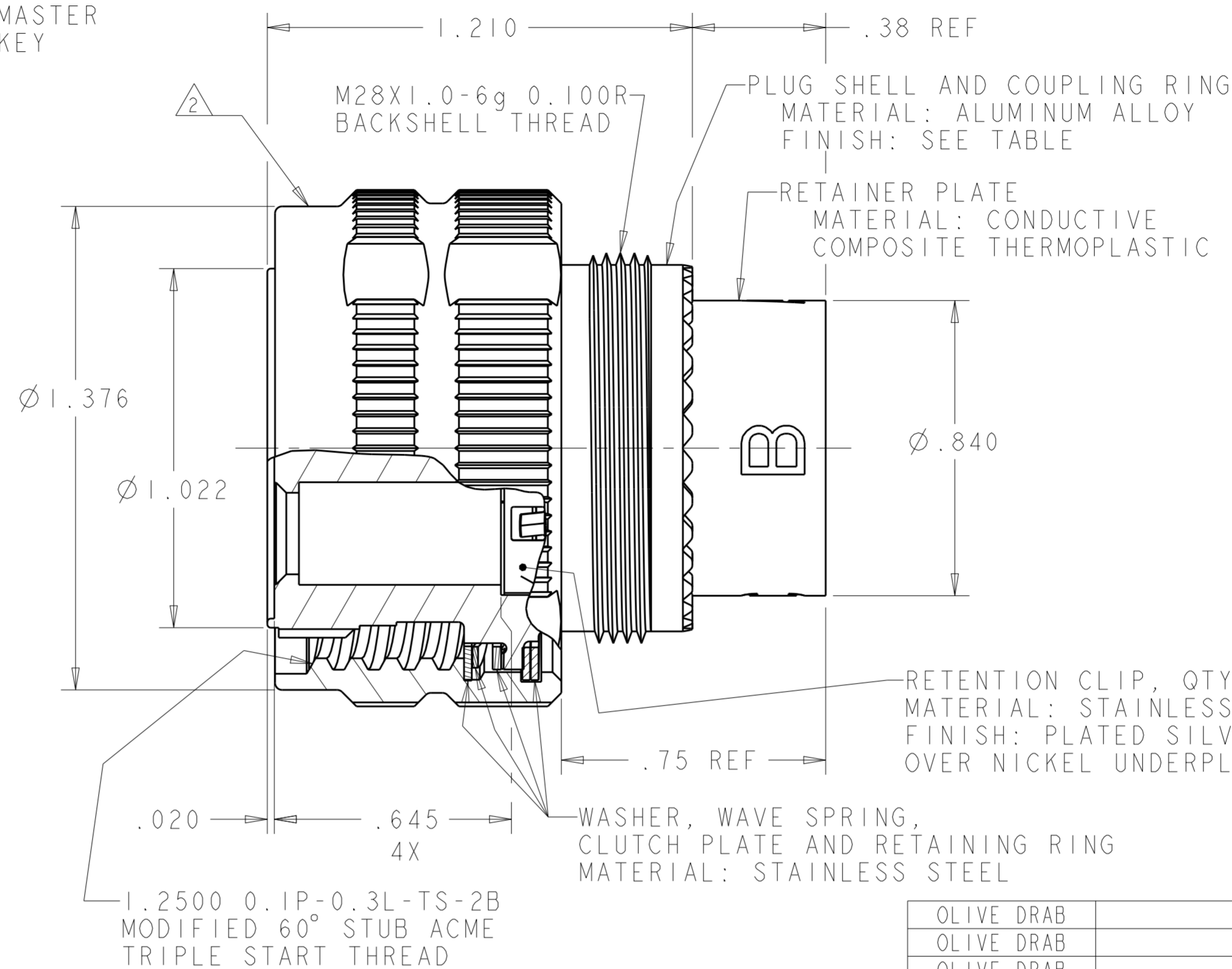
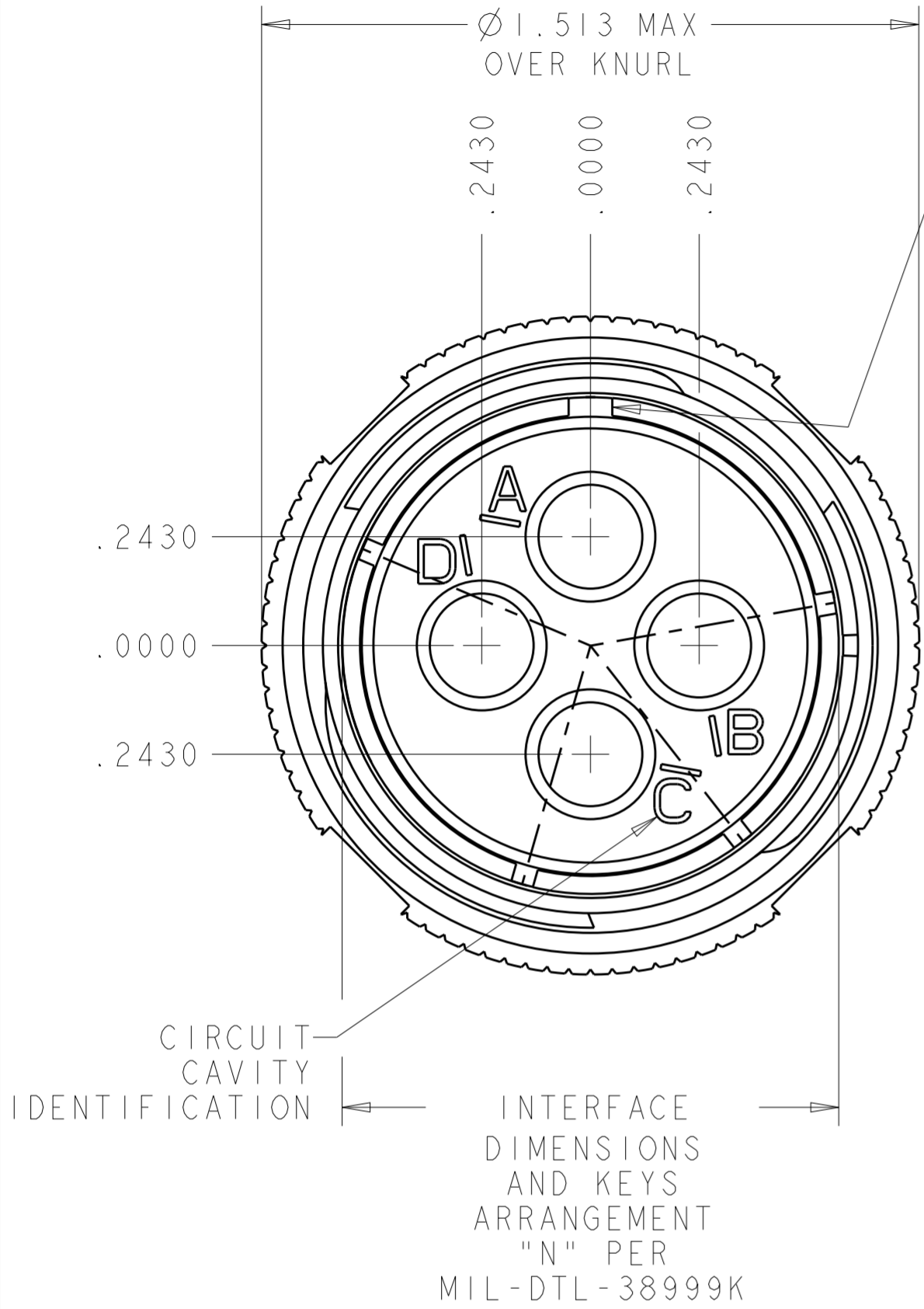


THIS DRAWING IS UNPUBLISHED. RELEASED FOR PUBLICATION 20
 © COPYRIGHT 20 BY - ALL RIGHTS RESERVED.

| REVISIONS | | | | | |
|-----------|-----|-----------------------|---------|-----|------|
| P | LTR | DESCRIPTION | DATE | DWN | APVD |
| | EI | REV PER ECO 14-002547 | 4-24-14 | CT | DM |



RETENTION CLIP, QTY=4
 MATERIAL: STAINLESS STEEL
 FINISH: PLATED SILVER OVER NICKEL UNDERPLATE

WASHER, WAVE SPRING, CLUTCH PLATE AND RETAINING RING
 MATERIAL: STAINLESS STEEL

| | | | |
|--------------|-----------------------|--------------------------|-------------|
| OLIVE DRAB | - | B | 1-1811902-9 |
| OLIVE DRAB | - | A | 1-1811902-8 |
| OLIVE DRAB | - | N | 1-1811902-7 |
| NICKEL | 1877040-2 | B | 1-1811902-5 |
| NICKEL | 1877040-2 | A | 1-1811902-4 |
| NICKEL | 1877040-2 | N | 1-1811902-3 |
| OLIVE DRAB | 1445693-3 | B | 1-1811902-2 |
| OLIVE DRAB | 1445693-3 | A | 1-1811902-1 |
| OLIVE DRAB | 1445693-3 | N | 1-1811902-0 |
| NICKEL | - | B | 1811902-9 |
| NICKEL | - | A | 1811902-8 |
| NICKEL | - | N | 1811902-7 |
| NICKEL | 1445693-3 | B | 1811902-3 |
| NICKEL | 1445693-3 | A | 1811902-2 |
| NICKEL | 1445693-3 | N | 1811902-1 |
| SHELL FINISH | QUADRAX CONTACT QTY=4 | SHELL KEYING ARRANGEMENT | PART NUMBER |

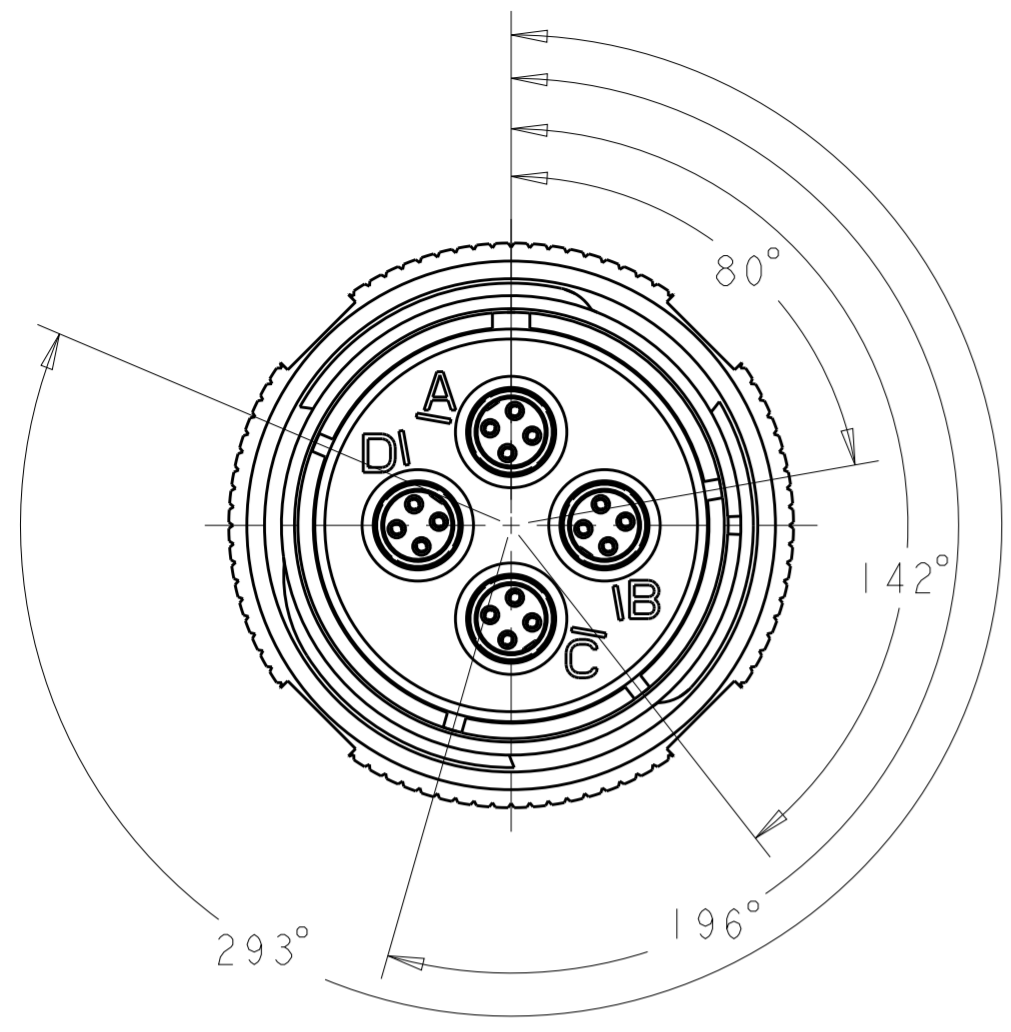
- THIS CONNECTOR ACCEPTS TYCO ELECTRONICS QUADRAX SOCKET ASSEMBLY; PART NUMBER 1445693-3 OR 1877040-2.
- PART IS MARKED WITH TE PART NO. (SEE TABLE), TE LOGO OR TE, TYCO ELECTRONICS CAGE CODE, AND DATE CODE.
- OPERATING TEMPERATURE RANGE: -65°C TO +125°C (-85°F TO +257°F).
- THE CONNECTOR QUALIFICATION WAS COMPLETED PER TYCO ELECTRONICS 108-2199. THE QUADRAX CONTACTS ARE QUALIFIED PER TYCO ELECTRONICS 108-2131. THE REFERENCE TEST REPORTS ARE TYCO ELECTRONICS 501-660 FOR THE CONNECTOR AND 501-574 FOR THE CONTACTS WHICH ARE SAME AS ARINC 600-13, DRAFT 2 OF SUPPLEMENT 14 (AIR TRANSPORT AVIONICS EQUIPMENT INTERFACES).

THIS DRAWING IS A CONTROLLED DOCUMENT.

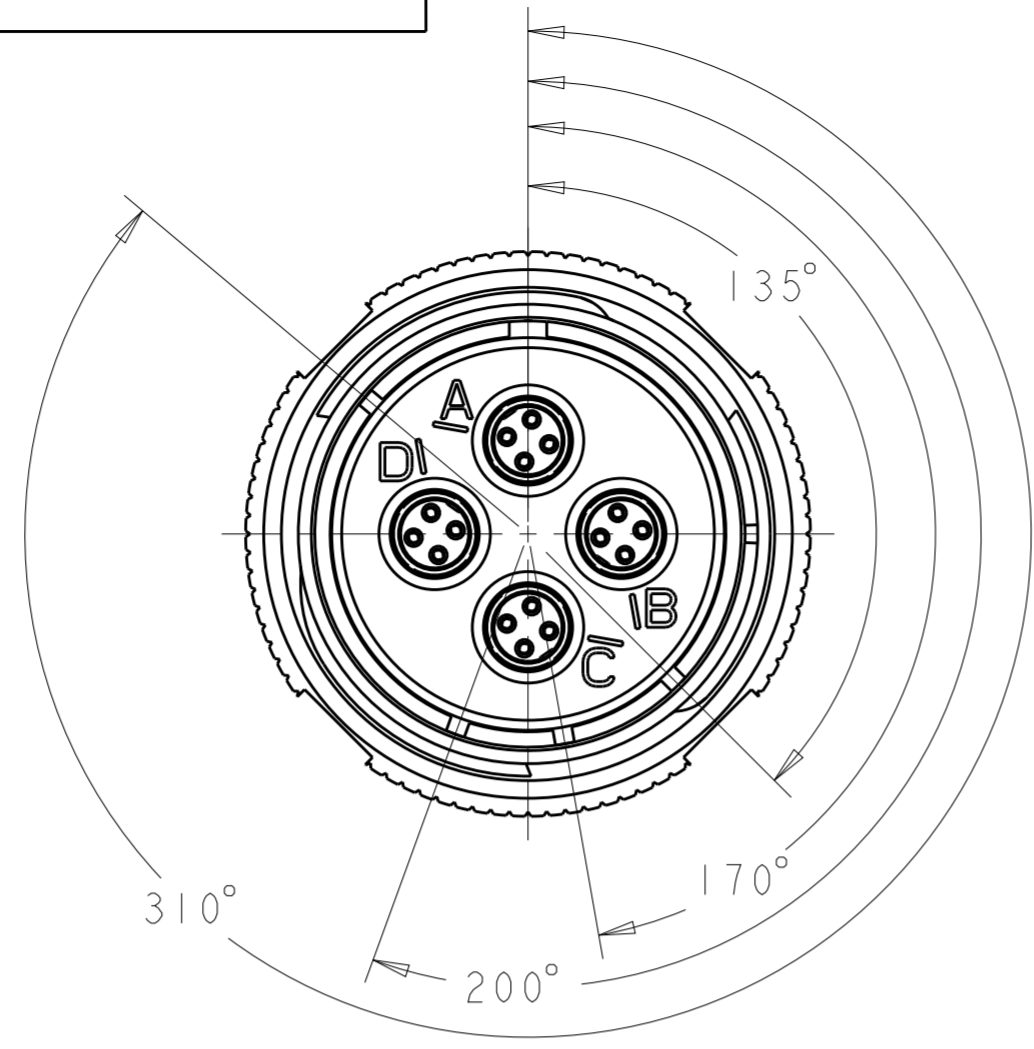
| | | | |
|--------------------|--|-----------------------|---|
| DIMENSIONS: INCHES | TOLERANCES UNLESS OTHERWISE SPECIFIED: | DWN R FLAIG 02AUG2005 | TE Connectivity |
| | 0 PLC ±.1 | CHK L OH 02AUG2005 | |
| | 1 PLC ±.01 | APVD L OH 02AUG2005 | |
| MATERIAL | 2 PLC ±.005 | PRODUCT SPEC | NAME ASSY, PLUG, SIZE 19, 404, M38999 STYLE |
| | 3 PLC ±.0020 | APPLICATION SPEC | SIZE A2 |
| | 4 PLC ±.0020 | WEIGHT | CAGE CODE - |
| | ANGLES ±1° | CUSTOMER DRAWING | DRAWING NO G-1811902 |
| | FINISH | SCALE 3:1 | SHEET 1 OF 2 |
| | | REV E1 | |

THIS DRAWING IS UNPUBLISHED. RELEASED FOR PUBLICATION 20
 © COPYRIGHT 20 BY - ALL RIGHTS RESERVED.

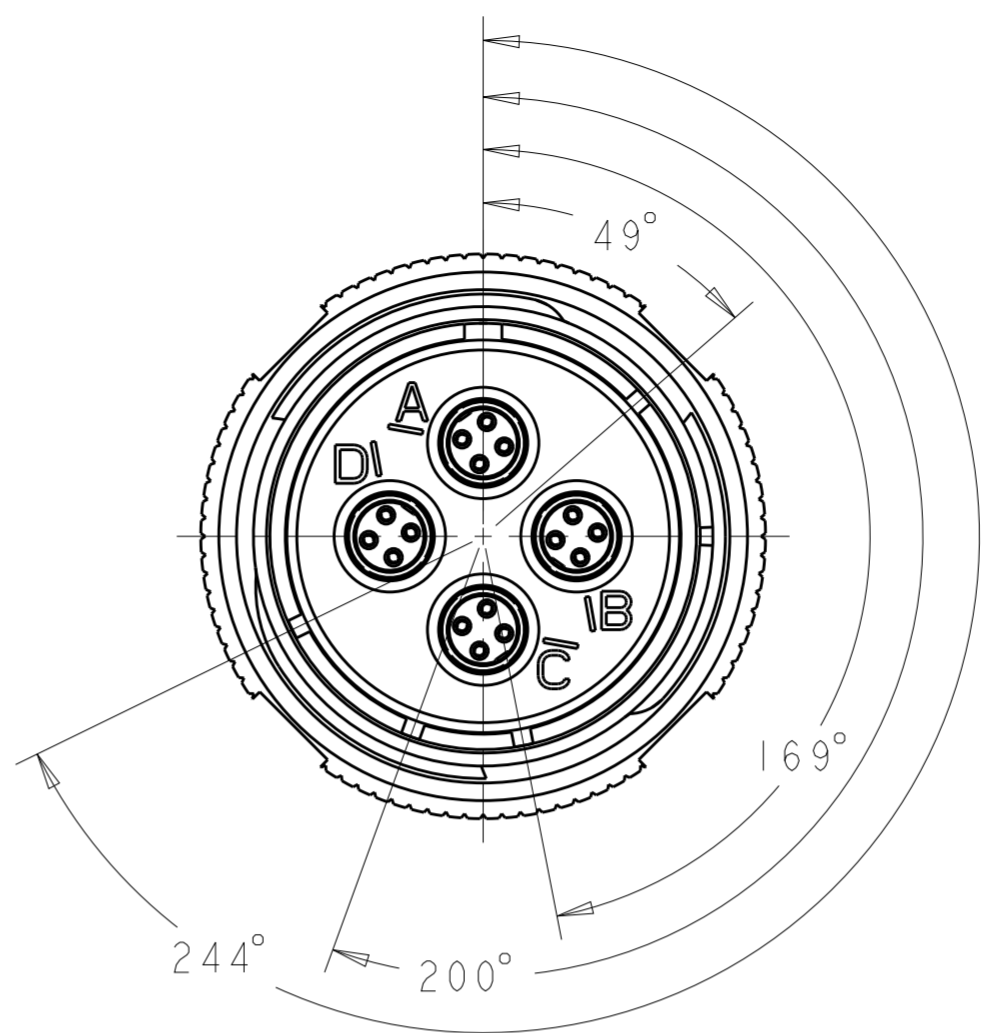
| REVISIONS | | | | |
|-----------|-----|-------------|------|------|
| P | LTR | DESCRIPTION | DATE | APVD |
| - | | SEE SHEET 1 | - | - |
| | | | | |
| | | | | |



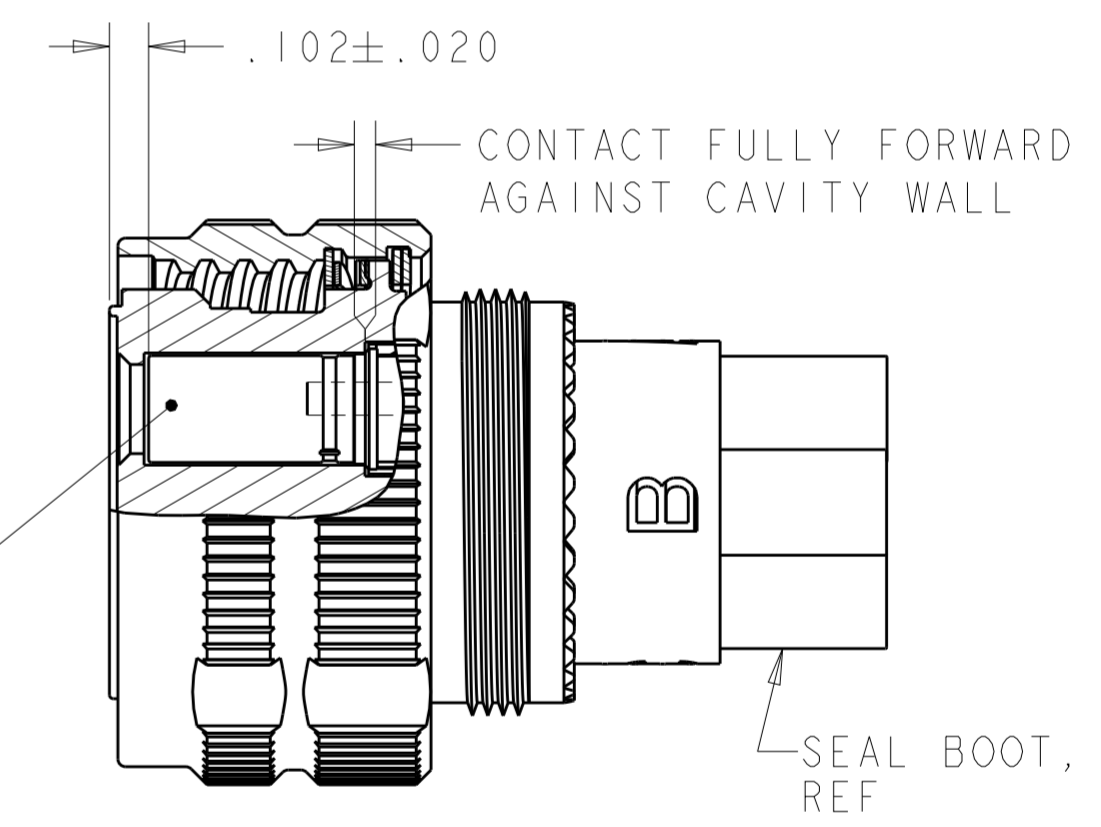
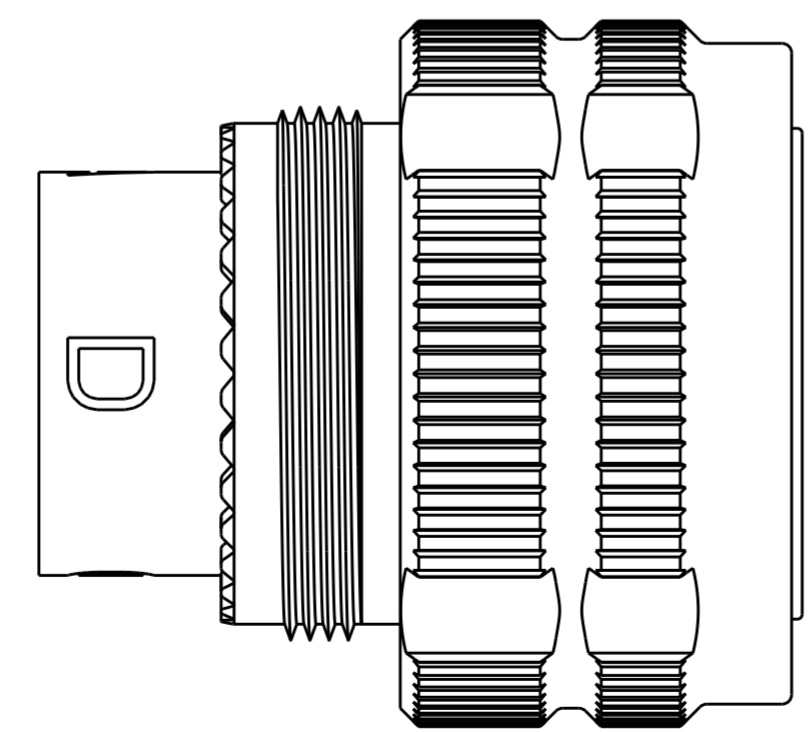

1811902-1
 "N" KEY POLARIZATION



1811902-2
 "A" KEY POLARIZATION



1811902-3
 "B" KEY POLARIZATION



QUADRAX SOCKET ASSY,
 SHOWN FOR REF ONLY
 -1, -2, -3, -10, -11,
 -12, -13, -14, & -15 CONTACT PROVIDED UN-ASSEMBLED
 -7, -8, & -9 CONTACT SOLD SEPARATELY

SECTION Y-Y
 SCALE 2:1

| | | | | | |
|--|--|--------------------------|---|--------------------|-------------------------------|
| THIS DRAWING IS A CONTROLLED DOCUMENT. | | DWN R FLAIG 02AUG2005 | TE Connectivity | | |
| DIMENSIONS: INCHES | | CHK L OH 02AUG2005 | | | |
| | | APVD L OH 02AUG2005 | NAME ASSY, PLUG, SIZE 19, 404, M38999 STYLE | | |
| TOLERANCES UNLESS OTHERWISE SPECIFIED: 0 PLC ±.1 1 PLC ±.01 2 PLC ±.005 3 PLC ±.0020 4 PLC ±.0020 ANGLES ±1° FINISH | | PRODUCT SPEC - | SIZE A2 | CAGE CODE - | DRAWING NO G-1811902 |
| MATERIAL - | | APPLICATION SPEC - | WEIGHT - | RESTRICTED TO - | SCALE 3:1 SHEET 2 OF 2 REV E1 |
| CUSTOMER DRAWING | | | | | |